

CLAY

Per saperne di più
More information



Fatti ispirare con un click
Get inspired with a click



www.mirage.it

I campioni fotografati servono a dare un'idea indicativa del prodotto, colori e strutture non hanno nessun valore impegnativo. _ The samples photographed are intended to give an approximate idea of the product; the colours and textures shown are not binding. _ Die abgebildeten Muster sollen eine Vorstellung von dem Produkt vermitteln, Farben und Formen sind nicht verbindlich. _ Les échantillons sur photos servent à transmettre une idée du produit, des couleurs et des structures. Ils ne sont donnés qu'à titre indicatif et n'engagent pas le producteur. _ Las muestras fotografiadas sirven para dar una idea indicativa del producto, por lo que ni los colores ni las estructuras son vinculantes.

CLAY

MIRAGE[®]
INSPIRING BETTER LIVING

CLAY

Per l'architettura e il design le resine rappresentano una risorsa progettuale ed estetica, uno strumento per realizzare grandi effetti scenografici ma anche spazi minimali, con versatilità compositiva e materica.

Clay presenta l'effetto spalmatura tipico della resina, con un leggero contrasto lucido su superficie opaca, in una palette dai colori densi, sia caldi che freddi, che vanno dal bianco a tre diverse tonalità di grigio, dal greige al taupe, con l'aggiunta di tre colori dall'anima contemporanea: cotto, senape e blu petrolio, adatti a vestire con personalità ogni tipo di spazio.

For architecture and design, resins are an excellent planning and style resource, ideal for creating grand, striking effects; they're equally suitable for smaller spaces, offering versatility in terms of composition and material.

Clay features the coated effect typical of resin, with a slightly shiny effect on a matt surface, in a palette of dense colours, both warm and cool, ranging from white through three different shades of grey, from greige to taupe, and three colours with a contemporary soul: cotto, mustard and petrol blue, suitable for bringing a touch of character to any setting.

Pour l'architecture et le design, les résines représentent une ressource conceptuelle et esthétique, un instrument pour réaliser non seulement de grands effets scénographiques mais aussi des espaces minimalistes, avec une versatilité de composition et de matière. Clay présente l'effet d'enduit typique de la résine, avec un léger contraste brillant sur une surface opaque, dans une palette aux couleurs denses, aussi bien chaudes que froides, qui vont du blanc à trois tonalités différentes de gris - du greige au taupe - avec l'ajout de trois couleurs à l'âme contemporaine : terre cuite, moutarde et bleu pétrole, adaptées à revêtir avec personnalité chaque type d'espace.

Für die Architektur und das Design stellen die Harze ein planerisches und ästhetisches Mittel dar, ein Instrument, um große spektakuläre Effekte zu schaffen, aber auch minimalistische Räume mit großer Zusammensetzungs- und Materialvielfalt zu gestalten. Clay weist den für Harz typischen Streicheffekt mit einem leichten glänzenden Kontrast auf matter Oberfläche in einer Farbpalette aus dichten sowohl warmen als auch kalten reichhaltigen Farben auf, die von weiß bis hin zu drei verschiedenen Grautönen, vom Greige zum Taupe reichen. Hierzu kommen drei Farben mit zeitgenössischem Esprit – Cotto, Senfgelb und Petrolblau, die geeignet sind, jede Art von Raum mit starker Persönlichkeit zu verkleiden.

Las resinas constituyen, para la arquitectura y el diseño, un recurso estético y de proyecto, un material que permite crear efectos espectaculares pero también espacios minimalistas, con una gran versatilidad matérica y de composición.

Clay presenta el efecto estucado típico de la resina, con un ligero contraste brillante sobre una superficie mate, en una paleta de colores densos, tanto cálidos como fríos, que van del blanco a tres tonos diferentes de gris, del greige al taupe, más otros tres colores de alma contemporánea: terracota, mostaza y azul petróleo, aptos para vestir con personalidad todo tipo de espacios.

对于建筑和设计而言，树脂代表了一种设计和美学资源，是一种在即使空间很小的情况下也能创造强大装饰效果的工具，组合与质感均百搭。

Clay系列具有树脂的典型涂层效果，与哑光表面形成轻微的光泽对比。至于颜色，除了从冷色调和暖色调的浓色（包括白色以及从灰米色到灰褐色等三种不同的灰色调）外，还增添了三种时尚颜色：赤陶色、芥末色和汽油蓝色，适合于装饰任何类型的空间，打造个性独特的风格。

10 COLORI / COLORS

7 FORMATI / SIZES

**1 SUPERFICIE / FINISH
SPAZZOLATA**

► 6 mm ◀

1200x2780 / 48"x110"

600x1200 / 24"x48"

► 9 mm ◀

300x600 / 12"x24"

600x600 / 24"x24"

400x800 / 15¾"x31½"

800x800 / 31½"x31½"

600x1200 / 24"x48"

1200x1200 / 48"x48"

CALM

CL 01

DELIGHT

CL 02

AWAKE

CL 03

FANCY

CL 04

VERVE

CL 05

SHY

CL 06

TRUST

CL 07

KARMA

CL 08

GLEE

CL 09

GRACE

CL 10

Calm CL 01

Wall: Calm CL 01 SP SQ 1200x2780 / 48"x110"



Wall: Calm CL 01 SP SQ 400x800 / 15¾"x31½"
Floor: Calm CL 01 SP SQ 800x800 / 31½"x31½"

CLAY



C a l m C L 0 1

Wall: Calm CL 01 SP SQ 1200x2780 / 48"x110"

Floor: Calm CL 01 SP SQ 1200x1200 / 48"x48"



C a l m C L 0 1

Wall: Calm CL 01 SP SQ 1200x2780 / 48"x110"



Glee CL 09

Wall: Glee CL 09 SP SQ 400x800 / 15¾"x31½"

Floor: Calm CL 01 SP SQ 800x800 / 31½"x31½"



Wall: Glee CL 09 SP SQ 600x1200 / 24"x48"

CLAY

Delight CL 02

Wall: Delight CL 02 SP SQ 1200x2780 / 48"x110"



Floor: Delight CL 02 SP SQ 800x800 / 31½"x31½"



Delight CL 02

Wall: Delight CL 02 SP SQ 600x1200 / 24"x48", SP SQ 1200x2780 / 48"x110"

Bench: Delight CL 02 SP SQ

Floor: Delight CL 02 Patchy 400x347 / 15³/₄"x13¹/₂"

Vanity top: Cosmopolitan Arabescato Oro CP 03 LUC SQ



Awake CL 03

Wall: Awake CL 03 SP SQ 1200x2780 / 48"x110"



Table: Jewels Statuario Venato JW 14 LUC SQ
Floor: Awake CL 03 SP SQ 800x800 / 31½"x31½"

Awake CL 03



Wall: Awake CL 03 SP SQ 1200x2780 / 48"x110"
Floor: Awake CL 03 SP SQ 1200x1200 / 48"x48"



Wall: Awake CL 03 SP SQ 1200x2780 / 48"x110"
Floor: Awake CL 03 SP SQ 1200x1200 / 48"x48"

Karma CL 08

Wall: Awake CL 03 SP SQ 1200x2780 / 48"x110"

Floor: Awake CL 03 SP SQ 600x600 / 24"x24"

Counter: Karma CL 08 SP SQ 400x800 / 15¾"x31½"



Wall: Karma CL 08 SP SQ 400x800 / 15¾"x31½"

CLAY

Fancy CL 04

Wall: Fancy CL 04 SP SQ 1200x2780 / 48"x110"



Wall: Fancy CL 04 SP SQ 1200x2780 / 48"x110"

Calm CL 01 SP SQ 1200x2780 / 48"x110"

Washbasin: Bathmood Happiness + Zenith Grå RR 02 NAT

Floor: Fancy CL 04 SP SQ 800x800 / 31½"x31½"



Fancy CL 04

Wall:

Norr Farge RR 05 NAT SQ 1200x2780 / 48"x110"

Fancy CL 04 SP SQ 1200x2780 / 48"x110"

Floor:

Fancy CL 04 SP SQ 1200x1200 / 48"x48"



Fancy CL04

Wall: Fancy CL 04 SP SQ 1200x2780 / 48"x110"

Floor: Fancy CL 04 SP SQ 1200x1200 / 48"x48"



Verve CL 05

Wall: Verve CL 05 SP SQ 1200x2780 / 48"x110"



Wall: Verve CL 05 SP SQ 1200x2780 / 48"x110"

Floor: Jurupa Camp JP 04 NAT SQ 200x1200 / 8"x48"

CLAY

Verve CL05



Wall: Verve CL 05 SP SQ 1200x2780 / 48"x110"
Bench: Verve CL 05 SP SQ
Floor: Delight CL 02 SP SQ 1200x1200 / 48"x48"





Verve CL 05

Countertop: Jewels Moonless JW 17 LUC SQ 1200x2780 / 48"x110"

Floor: Verve CL 05 SP SQ 1200x1200 / 48"x48"

Shy CL 06

Wall: Shy CL 06 SP SQ 1200x2780 / 48"x110"



Wall: Shy CL 06 SP SQ 1200x2780 / 48"x110"

Writing Desk: Verve CL 05 SP

Floor: Shy CL 06 SP SQ 400x800 / 15¾"x31½"

CLAY



Shy CL 06

Wall: Norr RR 02 NAT SQ 1200x2780 / 48"x110"

Floor: Shy CL 06 SP SQ 1200x1200 / 48"x48"



Grace CL 10

Wall: Grace CL 10 SP SQ 400x800 / 15¾"x31½"

Floor: Jurupa Master JP 03 NAT SQ 200x1200 / 8"x48"



Trust CL 07

Wall and Bench: Trust CL 07 SP SQ 1200x2780 / 48"x110"



Wall and Bench: Trust CL 07 SP SQ 1200x2780 / 48"x110"

Floor: Nest Trust CL 07 SP SQ 210x420 / 8½"x17"

CLAY

CALM

CL01

± 6 mm

1200x2780 / 48"x110"
SP SQ

600x1200 / 24"x48"
SP SQ

± 9 mm

1200x1200 / 48"x48"
SP SQ

600x1200 / 24"x48"
SP SQ

800x800 / 31½"x31½"
SP SQ

400x800 / 15¾"x31½"
SP SQ

600x600 / 24"x24"
SP SQ

300x600 / 12"x24"
SP SQ



Stucchi consigliati

Recommended grouts

KERAKOLL	76	
MAPEI	111 Grigio Argento	
LATICRETE	44 Bright White	



DELIGHT

CL02

± 6 mm

1200x2780 / 48"x110"
SP SQ

600x1200 / 24"x48"
SP SQ

± 9 mm

1200x1200 / 48"x48"
SP SQ

600x1200 / 24"x48"
SP SQ

800x800 / 31½"x31½"
SP SQ

400x800 / 15¾"x31½"
SP SQ

600x600 / 24"x24"
SP SQ

300x600 / 12"x24"
SP SQ



Stucchi consigliati

Recommended grouts

KERAKOLL	6	
MAPEI	111 Grigio Argento	
LATICRETE	88 Silver Shadow	



A W A K E

C L 0 3

± 6 mm

1200x2780 / 48"x110"
SP SQ

600x1200 / 24"x48"
SP SQ

± 9 mm

1200x1200 / 48"x48"
SP SQ

600x1200 / 24"x48"
SP SQ

800x800 / 31½"x31½"
SP SQ

400x800 / 15¾"x31½"
SP SQ

600x600 / 24"x24"
SP SQ

300x600 / 12"x24"
SP SQ



Stucchi consigliati

Recommended grouts

KERAKOLL	68
MAPEI	112 Grigio Medio
LATICRETE	78 Sterling Silver



F A N C Y

C L 0 4

± 6 mm

1200x2780 / 48"x110"
SP SQ

± 9 mm

1200x1200 / 48"x48"
SP SQ

600x1200 / 24"x48"
SP SQ

800x800 / 31½"x31½"
SP SQ

400x800 / 15¾"x31½"
SP SQ

600x600 / 24"x24"
SP SQ

300x600 / 12"x24"
SP SQ



Stucchi consigliati

Recommended grouts

KERAKOLL	68
MAPEI	112 Grigio Medio
LATICRETE	78 Sterling Silver



VERVE

CL05

± 6 mm

1200x2780 / 48"x110"
SP SQ

± 9 mm

1200x1200 / 48"x48"
SP SQ

600x1200 / 24"x48"
SP SQ

800x800 / 31½"x31½"
SP SQ

400x800 / 15¾"x31½"
SP SQ

600x600 / 24"x24"
SP SQ

300x600 / 12"x24"
SP SQ



Stucchi consigliati

Recommended grouts

KERAKOLL	10	
MAPEI	119	
LATICRETE	45 Raven	



SHY

CL06

± 6 mm

1200x2780 / 48"x110"
SP SQ

600x1200 / 24"x48"
SP SQ

± 9 mm

1200x1200 / 48"x48"
SP SQ

600x1200 / 24"x48"
SP SQ

800x800 / 31½"x31½"
SP SQ

400x800 / 15¾"x31½"
SP SQ

600x600 / 24"x24"
SP SQ

300x600 / 12"x24"
SP SQ



Stucchi consigliati

Recommended grouts

KERAKOLL	79	
MAPEI	137 Caraibi	
LATICRETE	90 Light Pewter	



TRUST

CL07

± 6 mm

1200x2780 / 48"x110"
SP SQ

600x1200 / 24"x48"
SP SQ

± 9 mm

1200x1200 / 48"x48"
SP SQ

600x1200 / 24"x48"
SP SQ

800x800 / 31½"x31½"
SP SQ

400x800 / 15¾"x31½"
SP SQ

600x600 / 24"x24"
SP SQ

300x600 / 12"x24"
SP SQ



Stucchi consigliati

Recommended grouts

KERAKOLL	81	
MAPEI	112 Grigio Medio	
LATICRETE	24 Natural Grey	



KARMA

CL08

± 9 mm

600x1200 / 24"x48"
SP SQ

400x800 / 15¾"x31½"
SP SQ



Stucchi consigliati

Recommended grouts

KERAKOLL	30	
MAPEI	169	
LATICRETE	53 Twilight Blue	



GLEE

CL09

± 9 mm

600x1200 / 24"x48"
SP SQ

400x800 / 15¾"x31½"
SP SQ



Stucchi consigliati

Recommended grouts

KERAKOLL	151
MAPEI	188
LATICRETE	78 Sterling Silver



5 0

GRACE

CL010

± 9 mm

600x1200 / 24"x48"
SP SQ


400x800 / 15¾"x31½"
SP SQ



Stucchi consigliati










Recommended grouts

KERAKOLL	83
MAPEI	114 Antracite
LATICRETE	45 Raven







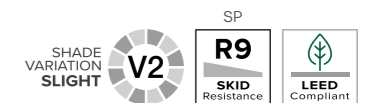
5 1

CLAY







				
	1200x2780 48"x110"	600x1200 24"x48"	1200x1200 48"x48"	600x1200 24"x48"
Spessore - Thickness	± 6 mm	± 6 mm	± 9 mm	± 9 mm
Superficie - Finish	SP	SP	SP	SP
CL01 CALM	APA5	BTL2	AL00	A0Z2
CL02 DELIGHT	APA6	BTL5	AL01	A0Z3
CL03 AWAKE	ALV9	BTL8	AL02	A0Z4
CL04 FANCY	APA7	—	AL03	A0Z5
CL05 VERVE	APA8	—	AL04	A0Z6
CL06 SHY	APA9	BTM1	AL05	A0Z7
CL07 TRUST	APB0	BTM4	AL06	A0Z8
CL08 KARMA	—	—	—	ALM1
CL09 GLEE	—	—	—	ALM2
CL10 GRACE	—	—	—	ALL5
 Peso lordo per scatola Gross weight per box	Please refer to website www.mirage.it	32,08	62,60	29,89
 Pezzi per scatola Pieces for box		3	2	2
 Mq. scatola Mq. box		2,16	2,88	1,44
 Scatole per full pallet Boxes per full pallet		25	20	35
 Mq./pallet		54,00	57,60	50,40

SP: Spazzolato

			
800x800 31 1/2"x31 1/2"	400x800 15 3/4"x31 1/2"	600x600 24"x24"	300x600 12"x24"
± 9 mm	± 9 mm	± 9 mm	± 9 mm
SP	SP	SP	SP
ALX8	ALY6	BUL7	BUL0
ALX9	ALY7	BUL8	BUL1
ALY0	ALY8	BUL9	BUL2
ALY1	ALY9	BUM0	BUL3
ALY2	ALZ0	BUM1	BUL4
ALY3	ALZ1	BUM2	BUL5
ALY4	ALZ2	BUM3	BUL6
—	AMR5	—	—
—	AMR6	—	—
—	AMR7	—	—
27,06	27,04	21,95	25,58
2	4	3	7
1,28	1,28	1,08	1,26
48	28	40	40
61,44	35,84	43,20	50,40





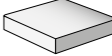

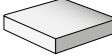


CLAY

	 Mosaico 36T 300x300 12"x12"	 Tribend 300x300 12"x12"	 Nest 210x420 8 1/2"x17"	 Curtain 400x400 15 3/4"x15 3/4"	 Patchy 400x347 15 3/4"x13 5/8"
	Decorì				
Superficie - Finish	SP	SP	SP	SP	SP
CL01 CALM	AMY4	AMZ4	ANA4	AND2	ANB4
CL02 DELIGHT	AMY5	AMZ5	ANA5	AND3	ANB5
CL03 AWAKE	AMY6	AMZ6	ANA6	AND4	ANB6
CL04 FANCY	AMY7	AMZ7	ANA7	AND5	ANB7
CL05 VERVE	AMY8	AMZ8	ANA8	AND6	ANB8
CL06 SHY	AMY9	AMZ9	ANA9	AND7	ANB9
CL07 TRUST	AMZ0	ANA0	ANB0	AND8	ANCO
CL08 KARMA	AMZ1	ANA1	ANB1	AND9	ANC1
CL09 GLEE	AMZ2	ANA2	ANB2	ANE0	ANC2
CL10 GRACE	AMZ3	ANA3	ANB3	ANE1	ANC3
 Pezzi per scatola Pieces for box	6	6	6 (3 dx + 3 sx)	6	6

* Ottenuto dal taglio del formato 800x800x20. / 800x800x20 cutting size.

SP: Spazzolato

 Battiscopa 72x600 2 7/8"x24"	 Gradino G 72x800 2 7/8"x31 1/2"	 Gradino A 330x800 13 1/5"x31 1/2"	 Gradino B 330x600 13 1/5"x24"	 Gradino B Ang. 330x800 13 1/5"x31 1/2"	 Gradino B Ang. 330x1200 13 1/5"x48"	 Gradino B Ang. 330x330 13 1/5"x13 1/5"
Pezzi speciali						
SP	SP	SP	SP	SP	SP	SP
BWN4	APS2	ATT3	ATP5	ATB1	ARE8	APH2
BWN5	APS3	ATT4	ATP6	ATB2	ARE5	APH3
BWN6	APS4	ATT5	ATP7	ATB3	ARE6	APH4
BWN7	APS5	ATT6	ATP8	ATB4	ARE7	APH5
BWN8	APS6	ATT7	ATP9	ATB5	ARE9	APH6
BWN9	APS7	ATT8	ATQ0	ATB6	ARF0	APH7
BW00	APS8	ATT9	ATQ1	ATB7	ARF1	APH8
APT9	APS9	ATU0	ATQ2	ATB8	ARF2	APH9
APU0	APT0	ATU1	ATQ3	ATB9	ARF3	API0
APU1	APT1	ATU2	ATQ4	ATC0	ARF4	API1
10	10	7	7	4	4	4



CARATTERISTICHE TECNICHE

Technical specifications | Technische Eigenschaften | Caractéristiques techniques

Características técnicas | Технические характеристики | 技术特征

STANDARD EN 14411 - G

	CARATTERISTICHE TECNICHE TECHNICAL DATA TECHNISCHE DATEN CARACTERISTIQUES TECHNIQUES CARACTERÍSTICAS TÉCNICAS ТЕХНИЧЕСКИЕ ХАРАКТЕРИСТИКИ 技术特征	NORMA STANDARD NORM NORME NORMA НORMA 标准	VALORI PRESCRITTI DALLE NORME EN 14411 - G INTERNATIONAL STANDARDS EN 14411 - G INTERNATIONALE NORMWERTE EN 14411 - G VALEURS PREVUES PAR LES NORMES EN 14411 - G VALORES PREVISTOS POR LAS NORMAS EN 14411 - G ПРЕДУСМОТРЕННЫЕ СТАНДАРТОМ EN 14411-G EN 14411 - G标准规定值	*VALORE MEDIO MIRAGE MIRAGE AVERAGE VALUE MIRAGE MITTELWERT VALEURS MOYEN MIRAGE VALOR MEDIO MIRAGE СРЕДНЕЕ ЗНАЧЕНИЕ MIRAGE MIRAGE平均值
	CARATTERISTICHE DIMENSIONALI - SIZE CHARACTERISTICS - MASSEIGENSCHAFTEN DETERMINATION DES CARACTERISTIQUES DIMENSIONNELLES - CARACTERÍSTICAS DIMENSIONALES - РАЗМЕРНЫЕ ХАРАКТЕРИСТИКИ - 尺寸特征			
	LATI SIDES - SEITEN COTES - CANTOS РАЗМЕРЫ СТОРОН - 側邊	EN ISO 10545-2	± 0,3% MAX (± 1,0 mm MAX)	CONFORME COMPLYING
	SPESSORE THICKNESS - DICKE ÉPAISSEUR - ESPESOR ТОЛЩИНА - 厚度	EN ISO 10545-2	± 5,0% MAX (± 0,5 mm MAX)	CONFORME COMPLYING
	RETTILINEITÀ DEGLI SPIGOLI STRAIGHTNESS OF SIDES - GERADLINIGKEIT DER KANTEN RECTITUDE DES ARETES - RECTIDUD DE LOS CANTOS КОСОУГОЛЬНОСТЬ - 边角平直度	EN ISO 10545-2	± 0,3% MAX (± 0,8 mm MAX)	CONFORME COMPLYING
	ORTOGONALITÀ RECTANGULARITY - RECHTWINKLIGKEIT PERPENDICULARITÉ - ORTOGONALIDAD КРИВИЗНА СТОРОН - 直角度	EN ISO 10545-2	± 0,3% MAX (± 1,5 mm MAX)	CONFORME COMPLYING
	PLANARITÀ SURFACE FLATNESS - EBENFLÄCHIGKEIT PLANEITE DE SURFACE - PLANEIDAD КРИВИЗНА ЛИЦЕВОЙ ПОВЕРХНОСТИ - 平整度	EN ISO 10545-2	± 0,4% MAX (± 1,8 mm MAX)	CONFORME COMPLYING
	ASSORBIMENTO D'ACQUA WATER ABSORPTION - WASSERAUFNAHME ABSORPTION D'EAU - ABSORCIÓN DE AGUA ВОДОПОГЛОЩЕНИЕ - 吸水率	EN ISO 10545-3	≤ 0,5%	≤ 0,1%
	RESISTENZA ALLA FLESSIONE FLEXION RESISTANCE - BIEGEFESTIGKEIT RESISTANCE A LA FLEXION - RESISTENCIA A LA FLEXIÓN ПРЕДЕЛ ПРОЧНОСТИ ПРИ ИЗГИБЕ - 抗弯强度	EN ISO 10545-4	S ≥ 700 N (< 7,5 mm) S ≥ 1.300 N (> 7,5 mm) R ≥ 35 N/mm².	≠6 mm: S≥1100N R≥45 N/mm² ≠9 mm: S≥2400N R≥48 N/mm²
	RESISTENZA ALL'URTO IMPACT RESISTANCE - STOSSFESTIGKEIT RESISTANCE AUX CHOCs - RESISTENCIA A LOS GOLPES УДАРНОСТОЙКОСТЬ - 抗冲击强度	EN ISO 10545-5	VALORE DICHIARATO DECLARED VALUE	> 0,80
	RESISTENZA ALL'ABRASIONE ABRASION RESISTANCE - ABRIEBFESTIGKEIT RESISTANCE A L'ABRASION - RESISTENCIA A LA ABRASIÓN СТОЙКОСТЬ К ИСТИРАНИЮ - 耐磨强度	EN ISO 10545-6	≤ 175 mm²	< 150 mm²
	COEFFICIENTE DI DILATAZIONE TERMICA LINEARE COEFFICIENT OF LINEAR THERMAL-EXPANSION - LINEARER WÄRMEAUSDEHNUNGSKOEFFIZIENT COEFFICIENT DE DILATATION THERMIQUE LINEAIRE - COEFICIENTE DE DILATACIÓN TÉRMICA LINEAL КОЭФФИЦИЕНТ ЛИНЕЙНОГО ТЕРМИЧЕСКОГО РАСШИРЕНИЯ - 线性热膨胀系数	EN ISO 10545-8	—	α=6,6x10 ⁻⁶ °C ⁻¹
	RESISTENZA AGLI SBALZI TERMICI RESISTANCE TO THERMAL SHOCKS - BESTÄNDIGKEIT GEGEN TEMPERATURSCHWANKUNGEN RESISTANCE AUX CHOCs THERMIQUES - RESISTENCIA A LOS CHOQUES TÉRMICOS СТОЙКОСТЬ К ПЕРЕПАДАМ ТЕМПЕРАТУРЫ - 耐热突变性	EN ISO 10545-9	TEST SUPERATO SECONDO EN ISO 10545-1 PASS ACCORDING EN ISO 10545-1	NESSUN DANNO NO DAMAGE
	RESISTENZA AL GELO FROST RESISTANCE - FROSTBESTÄNDIGKEIT RESISTANCE AU GEL - RESISTENCIA AL HIELO МОРОЗОСТОЙКОСТЬ - 耐冻性	EN ISO 10545-12	TEST SUPERATO SECONDO EN ISO 10545-1 PASS ACCORDING EN ISO 10545-1	NESSUN DANNO NO DAMAGE
	RESISTENZA ALL'ATTACCO CHIMICO RESISTANCE TO CHEMICALS - CHEMIKALIENBESTÄNDIGKEIT RESISTANCE A L'ATTAQUE CHIMIQUE - RESISTENCIA QUÍMICA ХИМИЧЕСКАЯ СТОЙКОСТЬ - 耐化学品作用	EN ISO 10545-13	B MIN.	A LA HA
	RESISTENZA ALLE MACCHIE RESISTANCE TO STAINS - FLECKENBESTÄNDIGKEIT RESISTANCE AUX TACHES - RESISTENCIA A LAS MANCHAS УСТОЙЧИВОСТЬ К ПЯТНООБРАЗОВАНИЮ - 防污性	EN ISO 10545-14	VALORE DICHIARATO DECLARED VALUE	5
	CESSIONE DI PIOMBO E CADMIO LEAD AND CADMIUM DISCHARGE - ABGABE VON BLEI UND CADMIUM PERTE DE PLOMB ET CADMIUM - CESIÓN DE PLOMO Y CADMIO ВЫДЕЛЕНИЕ СВИНЦА И КАДМИЯ - 铅和镉的排放	EN ISO 10545-15	VALORE DICHIARATO DECLARED VALUE	< AL LIMITE DI RILEVAMENTO < THAN INSTRUMENT LIMIT
				SP
		DM 236/89 BCRA	> 0,40	> 0,40
		ANSI A326.3	Wet and Dry	≥ 0,42
		AS 4586	-	P2
		DIN 51130	-	R9
		DIN 51097	-	-
		UNE 41901	≥ CL1	CL1
		BS 7976 sl.96-4S	Wet and Dry	-
		BS 7976 sl.55-TRL	Wet and Dry	-
	SCIVOLOSITÀ SKID RESISTANCE - RUTSCHWERT GLISSANCE - ADHERENCIA СКОЛЬЗКОСТЬ - 防滑性			

Per i certificati specifici, contattare Mirage SpA - For specific certificates, please contact Mirage SPA - Für die speziellen Zertifikate wenden Sie sich bitte an Mirage SpA - Pour les certificats spécifiques, veuillez contacter Mirage SPA
Para los certificados específicos, contactar Mirage SPA - Для сертификатов обращайтесь в компанию Mirage SpA - 关于具体的证书, 请联系Mirage Spa公司

INSPIRING BETTER LIVING



Scan. Click. Follow.
Stay connected!



MIRAGE[®]
INSPIRING BETTER LIVING

Mirage Granito Ceramico S.p.a.

Uffici e Stabilimento

41026 - Pavullo (MO) ITALY
Via Giardini Nord, 225
Tel. +39 0536 29611
www.mirage.it



Ceramics of Italy

